



\* Guide Price £190,000 - £210,000 \* Located in the charming area of Castle Lane, Benfleet, this modern first-floor flat offers a delightful living experience. Built in 2008, the property features one spacious double bedroom, making it an ideal choice for individuals or couples seeking a comfortable home. The heart of the flat is its generous open-plan kitchen-lounge-diner, which provides a perfect space for both relaxation and entertaining. The contemporary design ensures that the area is bright and inviting, allowing for a seamless flow between cooking, dining, and lounging. One of the standout features of this property is the communal roof terrace, which boasts stunning panoramic views of the Estuary. This outdoor space is perfect for enjoying a morning coffee or unwinding after a long day, all while taking in the beautiful surroundings. For added convenience, the flat includes secure gated allocated parking for one vehicle, ensuring peace of mind for residents. The location is particularly appealing, as it is within walking distance to the historic Hadleigh Castle and the expansive Hadleigh Country Park, offering ample opportunities for outdoor activities and exploration. This flat is a wonderful blend of modern living and natural beauty, making it a fantastic option for those looking to settle in a vibrant community. Don't miss the chance to make this lovely property your new home.

- Modern first floor flat
- Spacious open plan kitchen-lounge-diner
- Secure gated allocated parking
- Fully fitted kitchen with integrated appliances
- Walking distance to Hadleigh Castle and Hadleigh Country Park
- One large double bedroom
- Communal roof terrace offering panoramic Estuary views
- Contemporary four-piece bathroom
- Easy access to A13 and A127
- Major transport links close by

## Castle Lane

Benfleet

**£190,000**

Price Guide



# Castle Lane



## **Allocated Parking**

Secure gated parking to the front.

## **Communal Entrance Hallway**

Smooth ceiling with pendant light, lift access, radiator, carpet, door to:

## **Lounge-Kitchen-Diner**

91'6" x 38'3"

Lounge-Diner Area:

Smooth ceiling with inset spotlights, double-glazed window to the rear, space for a six-seater dining table, radiator, wood effect laminate flooring, opening to:

## **Kitchen Area**

Smooth ceiling with inset spotlights. Modern kitchen comprising of; wall and base level units with a wood effect roll edge worktop, inset stainless steel sink and drainer, oven and grill with a four-ring gas hob and an extractor fan above, stainless steel splashback, integrated fridge freezer on a 70/30 split, integrated washing machine, integrated dishwasher, undercounter spotlights, wood effect laminate flooring.

## **Landing**

Smooth ceiling with pendant light, phone entry system, radiator, carpet, door to all rooms.

## **Bedroom One**

55'6" x 32'2"

Smooth ceiling with a pendant light, double-glazed window to the rear, radiator, carpet.

## **Four-Piece bathroom**

33'2" x 19'7"

Smooth ceiling with a pendant light and an

extractor fan, shower cubicle with a rainfall head, tiled bathtub with a shower hose attachment, low-level WC, wall-mounted wash basin, wall-mounted chrome heated towel rail, part-tiled walls, tiled flooring.


## **Communal Roof Terrace**

Offering views of the Estuary.

## **Agents Notes:**


Council tax band: C



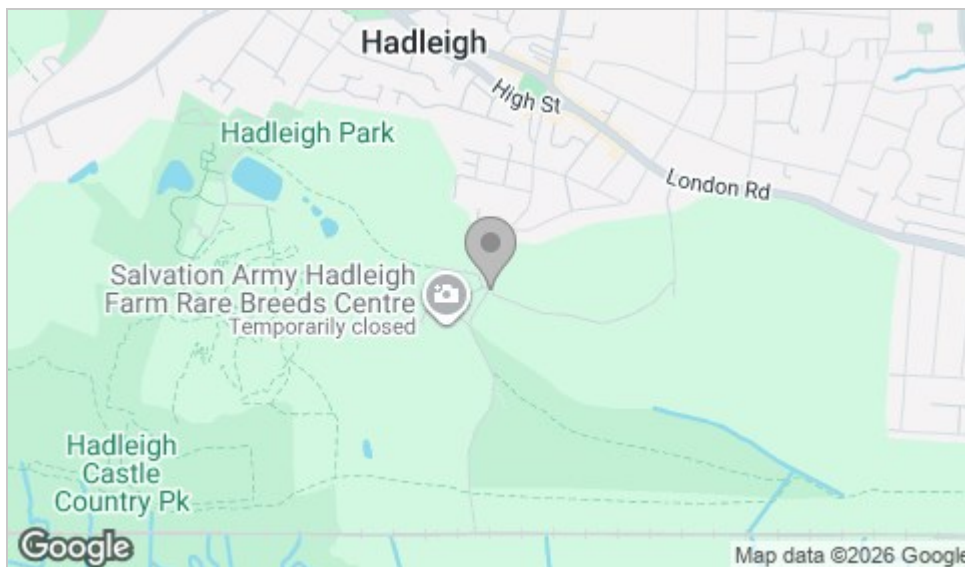




## Floor Plan



## Area Map



## Viewing

Please contact our Leigh-on-Sea Office on 01702 887 496 if you wish to arrange a viewing appointment for this property or require further information.

These particulars, whilst believed to be accurate are set out as a general outline only for guidance and do not constitute any part of an offer or contract. Intending purchasers should not rely on them as statements of representation of fact, but must satisfy themselves by inspection or otherwise as to their accuracy. No person in this firm's employment has the authority to make or give any representation or warranty in respect of the property.

1336 London Road, Leigh-on-Sea, Essex, SS9 2UH

Office: 01702 887 496 [los@bearestateagents.co.uk](mailto:los@bearestateagents.co.uk) <http://www.bearestateagents.co.uk/>

## Energy Efficiency Graph

